


New Student Page

1. Log-in to CourseVal
2. Course and Survey Information is listed on the left side of the page

The screenshot shows the 'My Surveys' page on the mycourseval website. The page header includes 'mycourseval', 'AMS University Examples', and navigation links for 'Surveys', 'Other', 'Help', 'Log Out', and 'Home'. A yellow callout box says 'Your School Logo can go here...'. The main content area is titled 'My Surveys' and includes a 'Help Guide' link. Below the title, there are instructions for taking a survey and a link to 'CourseVal Help'. Three survey entries are listed:

Survey ID	Course/Instructor	Take Survey Icon	Summary Box
100 4	Human Gross Anatomy Block: X → Site: Default Teaching Site (Default) Darine Aastari Ms. Thomas Aabava	Take Survey (Progress saved Jan 11)	0% Expected 12 Received 0 Open passed deadline
CIS 100	CIS 100 Sajid Aafaque	Take Survey	8% Expected 12 Received 1 Open Until Feb 15, 2011
100 1	Intro to Philosophy Fourteen Faculty Six Faculty	Take Survey	13% Expected 8 Received 1 Open Until Mar 3, 2011


3. The icons for taking the survey will appear in the middle column and will change depending on the deadline of the survey:



✿ This icon is common for surveys just opening or not close to the approaching deadline.

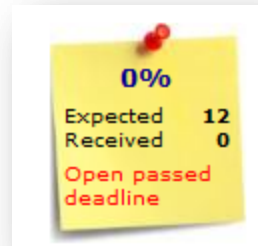


✿ This icon calls for immediate action on the participant's part because of an impending deadline.



✿ Participants may save their work at any time, which will prompt the system to display a Progress Saved with date:

✿ Notes will appear to the far right on the screen indicating the expected/received counts with response rate percentage and Open Until or Deadline notifications:



4. Any surveys expiring will not be accessible and will filter into the Missed Surveys List:

